




哈尔滨远东理工学院  
Harbin Far East Institute of Technology

201 -201



**201 -201**





53

25.2

10

24

8856

26

20

**1**

**1.1**

1.2

24

13                      1                      3                      3                      1  
 3    1-1

1-1

1		080901		53%
2		080803		
3		080902		
4		080701		
5		080601		
6		080204		
7		080202		
8		120701		
9		120602		
10		120103		
11		081001		
12		120105		
13		080208		
14		080714		4%
15		120203		13%
16		120202		
17		120204		
18		130503		13%
19		130504		
20		130502		
21		050101		13%
22		050209		
23		050207		
24		020401		4%

1.

8856

8

1.

2019

21

2019

2019

1-2

1-3

1-2 201

1		21	29	428	400	414.2	389.44
2		0	15	0	393	0	421.93
3		15	35	400	366	431.37	384.97
4		0	40	0	390	0	399.8
5		0	15	0	347	0	376.49
6		0	45	0	369	0	376.6
7		0	20	0	379	0	425.2
8		22	48	447	385	453.25	402.98
9		564	859	348	324	372.7	347.18
10		0	10	0	388	0	394.6
11		0	5	0	448	0	451.01
12		24	23	372	350	407.31	385.43
13		0	35	0	449	0	457.42
14		29	41	482	369	503.45	426.53
15		13	30	436	352	440.8	354.83
16		0	15	0	381	0	388.2
17		20	0	405	0	432.06	0

18		0	40	0	363	0	379.85
19		48	52	472	459	475.96	465.86
20		20	20	387	326	389.54	334.91
21		35	42	480	435	475.29	423.74

**1- 201**

1				240	250	232	
2				240	244	223	
3				200	200	191	
4				120	113	107	
5				140	140	132	
6				90	90	84	
7				180	180	174	
8				200	198	189	
9				70	70	69	
10				90	90	87	
11				210	205	188	
12				100	100	96	
13				120	120	118	
14				100	100	99	
15				90	90	89	
16				120	120	119	
17				60	60	60	
18				50	50	48	
19				50	50	47	
				2470	2470	2352	

## 2

### 2.1

#### 2.1.1

264                      232                      17.85:1  
62    209    47  
322    45    338    68.15%

2-1

#### 2.1.2

245                      59  
95.16%                      2448  
912                      37.25%    88  
3.5%

2-1

			496		
			54		
			50		
			35		
		62		35	133
		209		36 45	205
		169		46 55	90
		30		56	68
		47			7
		322			482
		124			7

## 2.2

2019                      2542.8    1660    0.1874



40 685 490 0.0553  
 195 0.0220 17.8  
 20 2018 2-2

**2-2 201**

1		1683.53	0.1901	6		39.46
2		41.84	0.0047	7		26.9
3		152.05	0.0172	8		11.58
4		319.07	0.0360	9		51.83
5		15.36	0.0017	10		2341.61

**2.**

**2. .1**

53 25.2 11.5  
 59.84 17.01  
 19.2 10.69 31 8  
 3450 2.18 2.46  
 1 7650  
 1.1  
 1 300 1 2470 1  
 4958 6 3.76  
 3 0.97 2081 8.52  
 9.36

**2. .2**

3 13010 3100  
 84 95 29695 3.3 57  
 3.3 8 3 175

1232839

55293

328040

2. .

5.5528 7906  
8927.28 2019 960

1635 228

2-3

2-

7906	8927.28	960	55528	1635	228

2. .

1000 1000 3100 2018

300 432

.1

.1.1



.2.2

BI

115

154

3-1

.2.

6-10 2019

275

1987

7

2019

		%	%
1		28.18	16.02
2		37.34	13.29
3		27.22	20.56
4		30.9	16.29
5		32.49	14.41
6		31.67	13.33
7		33.15	13.04
8		33.33	23.89
9		26.67	14.44
10		27.97	14.09
11		27.66	13.39
12		45.75	12.05
13		30.9	16.29
14		25	20.31
15		20.75	17.29
16		24.38	19.38
17		33.94	18.81
18		37.68	15.94
19		33.94	17.43
20		20.9	14.69
21		20	14.44
22		20	13.33
23		21.25	20.94
24		27.57	14.17

2019

1987

1977

1721

87%

2017

2019

2019

.2.

C

46

23000

C

4500

2017

C

26

2019

8

4

.2.

2

5

.

2018-2019

566

21

.

. .1

2017

. .2

50

90%

..

		20		
6	27			
2018-2019			92	197
			1000	
	177			

..

		2019		
				40
2018	2019		51	
9		300		
200		60		





			E B E
			E B E
			B E E





		2	C EDA
			420
			II

			BI
		21	BI
			BI

			4  350 60

		<p>1</p> <p>2</p> <p>3</p> <p>4</p> <p>5</p>	



**.1**

**.2**

.

. .1

5-2

5-3

. .2

..

1

49

745

5

2019

174

219

5-1

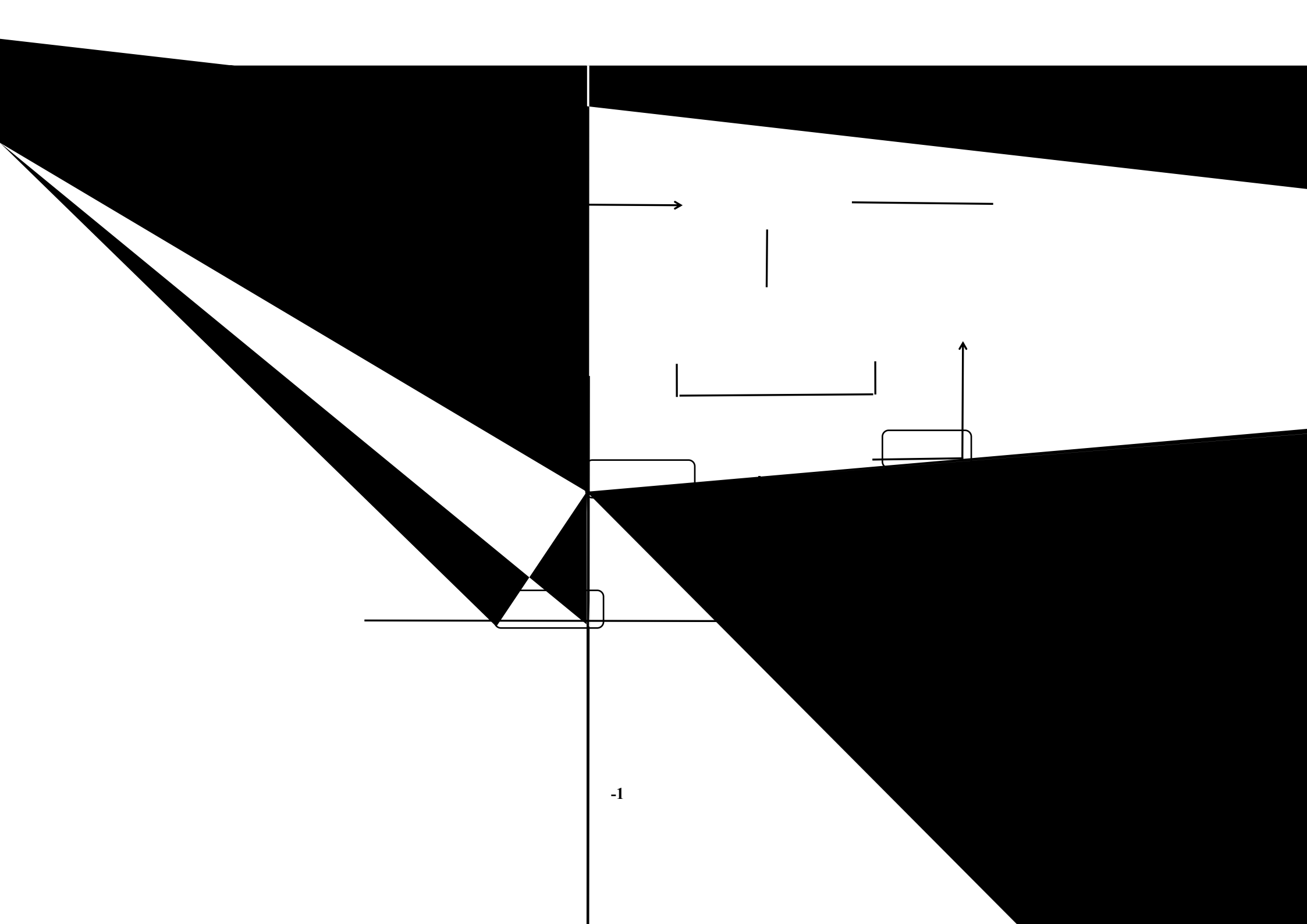
-1 201 -201

5623	48	745	63	170

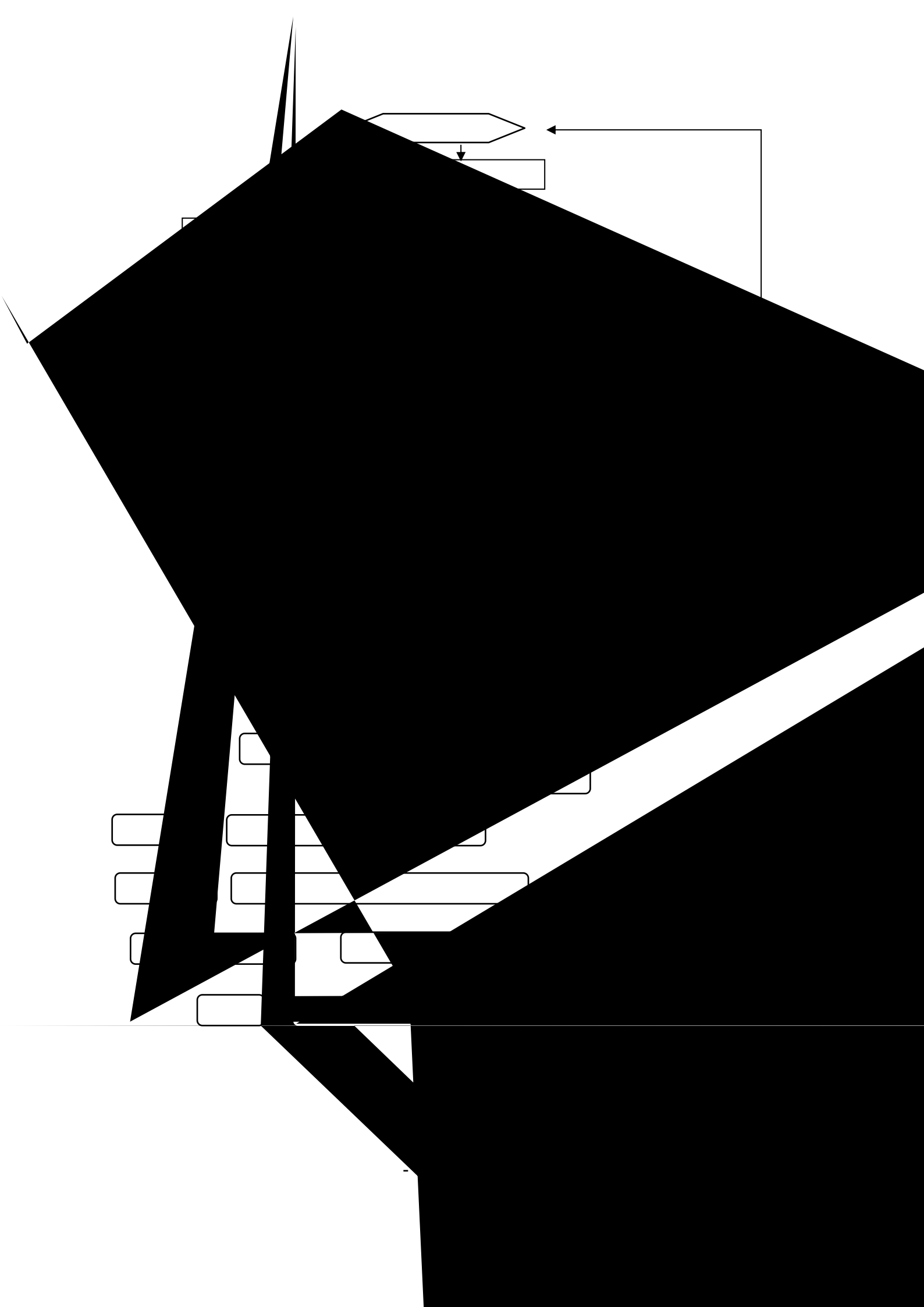
2

3

..



-1



.1

90.23      100

.2

1122

2009

2018

85.45%

6-1

2018

70

9100

14

-1

2015				
	0	0	100.00%	0.00%
	3.45%	0	93.10%	3.45%
	0	2.94%	97.06%	0.00%
	0	0	100.00%	0.00%

	1.21%	5.88%	90.65%	2.26%
	3.85%	3.85%	92.31%	0.00%
	0	1.28%	98.72%	0.00%
	0	15.22%	84.78%	0.00%
	3.88%	5.83%	83.50%	6.80%
	0	0.71%	82.27%	17.02%
	9.09%	0	81.82%	9.09%
	1.43%	3.57%	84.29%	10.71%
	3.25%	1.63%	92.68%	2.44%
	1.67%	1.67%	91.67%	5.00%
	0	4.55%	95.45%	0.00%
	4.49%	3.37%	86.52%	5.62%
	2.36%	3.15%	90.55%	3.94%
	5.56%	2.78%	88.89%	2.78%
2016				
	0	3.45%	96.55%	0.00%
	0	0	98.00%	2.00%
	0	8.94%	89.16%	1.90%
	0	1.72%	94.83%	3.45%
	0	9.62%	86.54%	3.85%
	0	3.33%	89.33%	7.33%
	0	5.73%	84.08%	10.19%
	0	6.11%	74.81%	19.08%
	0	0	52.08%	47.92%
	0	6.25%	62.50%	31.25%
	0	1.04%	59.38%	39.58%



	0	0	61.11%	38.89%
	0	4.14%	73.79%	22.07%
	0	1.92%	59.62%	38.46%
	0	8.70%	71.74%	19.57%
	0	5.83%	66.99%	27.18%
	0	3.35%	68.16%	28.49%
	0	0	70.73%	29.27%
	0	2.63%	71.05%	26.32%
	0	5.26%	68.42%	26.32%
	0	8.33%	69.44%	22.22%
	0	4.39%	70.73%	24.88%
	0	0	51.85%	48.15%
	0	9.09%	66.67%	24.24%
2017				
	0	4.24%	94.07%	1.69%
	0	4.55%	83.33%	12.12%
	0	4.15%	94.07%	1.78%
	0	0	97.01%	2.99%
	0	4.55%	83.33%	12.12%
	0	6.25%	89.06%	4.69%
	0	1.60%	72.87%	25.53%
	0	0	83.96%	16.04%
	0	3.45%	79.31%	17.24%
	0	0	89.19%	10.81%
	0	1.47%	60.29%	38.24%
	0	2.42%	81.16%	16.43%

	0	0	61.82%	38.18%
	0	0	72.34%	27.66%
	0	3.88%	73.71%	22.41%
	0	0.52%	79.79%	19.69%
	0	0	74.51%	25.49%
	0	10.81%	83.78%	5.41%
	0	1.57%	75.59%	22.83%
2018				
	0	5.61%	76.64%	17.76%
	0	8.77%	61.40%	29.82%
	0	7.30%	85.71%	6.98%
	1.08%	2.15%	70.97%	25.81%
	0	9.04%	79.52%	11.45%
	0	1.72%	60.34%	37.93%
	0.58%	6.40%	69.19%	23.84%
	0	5.66%	78.30%	16.04%
	0	5.80%	78.26%	15.94%
	0	6.25%	66.67%	27.08%
	0	5.71%	72.86%	21.43%
	0.47%	9.77%	78.60%	11.16%
	0	9.23%	72.31%	18.46%
	0	8.16%	73.47%	18.37%
	1.01%	8.59%	69.19%	21.21%
	0	8.87%	71.43%	19.70%
	0	6.72%	73.13%	20.15%
	0	12.50%	75.00%	12.50%

		0	7.02%	71.93%	21.05%		
		0	5.26%	77.19%	17.54%		
2015	1793	31	1.73%	73	4.07%	1609	89.74%
	80		4.46%				
2016	2285	0	0.00%	115	5.03%	1745	76.37%
	425		18.60%				
2017	2164	0	0.00%	57	2.63%	1773	81.93%
	334		15.43%				
2018	2287	5	0.22%	168	7.35%	1712	74.86%
	402		17.58%				

.

2018-2019

58

38

2

163

6-2

-2

201 -201

2018		2018.12		
		2018.12		
2018		2018.12		
2018		2018.12		
		2018.12		
		2019.03		
	-	2018.12		

-		2018.12		
2018		2018.06		
2018		2018.06		
		2018.12		
		2018.06		
		2018.06		
		2018.12		
		2018.04		
		2018		
2018		2018.11		
2018		2018.11		
2018		2018.09		
2018		2018.11		
2018		2018.11		
2018		2018.11		
2018		2018.09		
2018		2018.09		
2018		2018.09		
2018		2018.12		
2018		2018.09		
2018		2018.09		

2018		2018.09		
2018		2018.08		
2018		2018.08		
		2018.10		
		2018.09		
		2018.09		
		2018.09		
		2018.09		
		2018.09		
		2018.09		
		2018.11		
		2018.11		
		2018.11		
		2018.11		
		2018.11		
		2018.11		
		2018.11		
		2018.11		
		2018.11		
		2018.11		
2018		2018.11		
2018		2018.11		

2018		2018.10		
2018 GD		2018.11		
		2018.10		
		2018.09		
		2018.08		
		2018.11		
CC		2018.11		
"		2018		
		2018		
		2018		
		2018		
		2018		
		2018.09		
		2018.09		
		2018.09		
		2018.09		
		2018.09		
		2018.09		
		2018		
2018		2018		
		2018		



.

2018-

8



	2360	2443	
	724	418	
	68	191	
	2353	2461	
	503	502	

•

1

49

20

1

28

1 1

2

9

25

24

•

1

2019

6-4

- 201

1987	1973	1973	36

2019

38

30

2

2019

1987

93.2%

6-5

- 201

			30
			30
		1036	816
		8	3
		30	8
		809	711
		13	8
		2	2
		17	13
		90	25
		19	3
		48	13

2018

36

45

2019

30

30

2019

21

2019

22

6-6

- 201

				%		%		%
020401		34	0	100	34	100	33	97.05

080202		175	2	98.85	175	98.85	166	94.85
080204		16	0	100	16	100	15	93.75
080601		151	2	98.67	151	98.67	142	94.03
080701		29	0	100	29	100	24	82.75
080208		35	2	94.28	35	94.28	34	97.14
080901		50	1	98	50	98	44	88
080902		80	1	98.75	80	98.75	80	100
050209		21	0	100	21	100	19	90.47
081001		97	0	100	97	100	92	94.84
120103		120	0	100	120	100	112	93.33
120202		26	0	100	26	100	25	96.15
120203		703	1	99.85	703	99.85	653	92.88
130502		85	2	97.64	85	97.64	81	95.29
130503		130	3	97.69	130	97.69	125	96.15
130504		28	0	100	28	100	27	96.42
120204		131	0	100	131	100	124	94.65
050101		62	0	100	62	100	56	90.32

-

201

			%
1		103	46.61%
2		94	42.53%
3		119	53.85%
4		123	55.66%
5		102	46.15%
6		86	38.91%
7		100	45.25%
8		54	24.43%
9		56	25.34%
10		63	28.51%

-

201

	179	42	0
	81%	19%	0

4

.1

"

"

,

,

,

,

8

CC

.2

2

3332

3

3

3

2

.

40

**.1**

**1**

**2**

2

3

5G

4